




Club Health Assessment for District 336 D through January 2026

			Status	Membership						Reports				Finance	LCIF	
Club Number	Club Name	Charter Date	Times in Status Quo in Past 2 Years	Current Member Count **	YTD Members Added	YTD Members Dropped	YTD Net Growth% ***	Member Count 1 Year Ago	Dropped Members Avg.Length of Service	Months Since Membership Update	Current Officers Reported ****	Current President Repeated Term	VP Reported *****	Last Date Reported Service (mm/yyyy)	Account Balance	YTD Donations
Clubs less than two years old																
181218	Hamada Touran Campus	04/04/2025	Active	19	0	2	-9.52%	0	1	1	Y	2				
183394	Izumo Chuo Waltz	07/02/2025	Active	24	24	0	100.00%	0		5	Y			01/2026		\$2,400.05
190839	Shimonoseki Shiritsu Daigaku Campus	10/23/2025	Active	20	20	0	100.00%	0		3	Y					
179705	Shunankoritsudaigaku	11/22/2024	Active	23	3	0	15.00%	54		3	Y	2				
191207	Tsubouchi Gakuen Matsue Campus	11/19/2025	Newly Chartered	20	20	0	100.00%	0		2	Y					
191208	Tsubouchi Gakuen Matsue IN Campus	11/19/2025	Newly Chartered	20	20	0	100.00%	0		2	Y					
180940	University of Shimane akaenpitsukun Campus	03/03/2025	Active	20	0	0	0.00%	0		5	Y	2		01/2026		\$1,500.00
180951	University of Shimane DSAC Campus	03/03/2025	Active	20	0	0	0.00%	0		5	Y			01/2026		\$1,500.00
191430	Yamaguchi University Campus	12/10/2025	Newly Chartered	27	27	0	100.00%	0		1	Y					
Clubs more than two years old																
24082	AKAGI	12/29/1972	Active	20	0	0	0.00%	21		7	Y		N	11/2025		\$400.00
24088	DAITO	02/28/1966	Active	22	0	0	0.00%	21		4	Y		N	01/2026		\$3,425.83
24097	GOTSU	09/18/1960	Active	64	4	3	1.59%	75	22	0	Y		N	12/2025		\$10,853.71
Exc Award (06/30/2024)																
24099	HAGI	02/11/1962	Active	58	2	7	-7.94%	62	12	0	Y			09/2025		\$3,284.82
24098	HAMADA	04/01/1958	Active	39	5	2	8.33%	39	9	0	Y		N	10/2025		\$2,230.00
30860	HAMADA KAMEYAMA	05/30/1975	Active	44	3	1	4.76%	46	1	0	Y		N	09/2025		
24100	HIGASHIIZUMO	08/24/1970	Active	33	1	1	0.00%	34	1	2	N			12/2025		\$748.17
24101	HIKARI	04/30/1962	Active	37	2	2	0.00%	38	18	1	Y		N	12/2025		\$2,731.41
24102	HIKAWA	04/29/1966	Active	50	4	3	2.04%	49	6	1	Y		N	07/2025		\$7,500.14
24103	HIRAO	06/16/1971	Active	6	0	0	0.00%	6		7	N	None		06/2021		\$805.02
24104	HIRATA	02/15/1964	Active	28	2	3	-3.45%	27	15	0	Y		N	01/2026		\$2,842.59
24114	HOFU	04/05/1961	Active	32	1	1	0.00%	35	5	2	Y		N	01/2026		\$1,797.74
24115	HOFU CHUO	01/31/1965	Active	24	0	2	-7.69%	28	2	0	Y		N	01/2026		\$642.58




Club Health Assessment for District 336 D through January 2026

			Status	Membership						Reports				Finance	LCIF	
Club Number	Club Name	Charter Date	Times in Status Quo in Past 2 Years	Current Member Count **	YTD Members Added	YTD Members Dropped	YTD Net Growth% ***	Member Count 1 Year Ago	Dropped Members Avg.Length of Service	Months Since Membership Update	Current Officers Reported ****	Current President Repeated Term	VP Reported *****	Last Date Reported Service (mm/yyyy)	Account Balance	YTD Donations
32655	HOUHOKU	07/30/1976	Active	18	1	0	5.88%	18		6	Y		N	01/2026	90+ Days	\$1,900.01
Exc Award (06/30/2017, 06/30/2018)																
24118	IWAKUNI	11/23/1958	Active	29	0	3	-9.38%	38	38	1	Y			12/2025		\$1,750.22
24119	IWAKUNI NISHIKI	05/04/1962	Active	61	2	0	3.39%	56		2	Y			12/2025		\$10,102.47
24120	IWAKUNI SAKURA	02/11/1965	Active	22	3	8	-18.52%	29	8	1	Y			12/2025		\$2,288.39
24121	IWAMI	06/25/1966	Active(1)	35	4	1	9.38%	34	2	3	Y			11/2025		\$781.87
24122	IZUMO	01/18/1961	Active	39	4	0	11.43%	37		0	Y		N	12/2025		\$13,030.88
24123	IZUMO CHUO	09/13/1964	Active	55	4	0	7.84%	65		3	Y		N	12/2025		\$26,222.47
36425	IZUMO LAKEHILL	12/18/1978	Active	13	0	0	0.00%	13		5	Y		N	12/2025		\$1,300.03
33001	IZUMO MINAMI	11/18/1976	Active	25	0	0	0.00%	25		5	Y		N	12/2025		\$3,442.36
24124	IZUMOHIROSE L C	07/14/1963	Active	23	1	3	-8.00%	25	9	0	N	None		06/2019		
24127	KAKEYA	05/24/1970	Active	25	0	2	-7.41%	27	18	3	Y		N	06/2025		\$100.00
24131	KAMO	08/28/1966	Active	29	1	0	3.57%	28		0	Y		N	12/2025		\$1,810.00
32851	KASHIMA SHIMANE	10/19/1976	Active	38	3	2	2.70%	37	4	0	Y			12/2025		\$4,021.37
24128	KIKUGAWA	05/05/1968	Active	13	0	0	0.00%	13		7	N	None		11/2023		\$776.15
24136	KISUKI	08/30/1964	Active	25	0	2	-7.41%	32	34	4	Y		N	01/2026		
24139	KUDAMATSU	07/24/1960	Active	19	2	0	11.76%	20		6	Y	2		12/2025	\$301.04	
38242	KUDAMATSU CHUO	03/19/1980	Active	31	5	2	10.71%	28	17	0	Y			08/2025	\$1,741.41	
39388	KUSUNOKI	01/31/1981	Active	19	0	0	0.00%	19		9	Y		N	12/2025	\$214.24	
24145	MASUDA	01/18/1961	Active	62	4	1	5.08%	55	8	0	Y		N	11/2025	\$2,650.01	
Exc Award (06/30/2017, 06/30/2018)																
38012	MASUDA AKEBONO	01/31/1980	Active	24	2	0	9.09%	23		5	Y		N	01/2026	\$1,460.01	
Exc Award (06/30/2016, 06/30/2018, 06/30/2024)																
24146	MATSUE	06/10/1956	Active	79	4	2	2.60%	81	21	2	Y		N	11/2025	\$19,597.33	
Exc Award (06/30/2024)																
47276	MATSUE AOI	04/28/1987	Active	64	1	4	-4.48%	70	18	1	Y		N	10/2025	\$9,725.77	
Exc Award (06/30/2016, 06/30/2018)																
24147	MATSUE KOJO	06/14/1964	Active	81	6	5	1.25%	84	30	1	Y		N	12/2025	\$13,649.87	
Exc Award (06/30/2018)																




Club Health Assessment for District 336 D through January 2026

			Status	Membership						Reports				Finance	LCIF	
Club Number	Club Name	Charter Date	Times in Status Quo in Past 2 Years	Current Member Count **	YTD Members Added	YTD Members Dropped	YTD Net Growth% ***	Member Count 1 Year Ago	Dropped Members Avg.Length of Service	Months Since Membership Update	Current Officers Reported ****	Current President Repeated Term	VP Reported *****	Last Date Reported Service (mm/yyyy)	Account Balance	YTD Donations
24151	MINE	07/21/1962	Active	27	3	0	12.50%	26		3	Y			06/2023		\$1,997.47
24154	MITOYA	06/24/1966	Active	22	1	0	4.76%	19		1	Y		N	03/2025		\$220.00
59182	MIZUHO	02/24/1997	Active	43	0	1	-2.27%	45	6	5	Y	2		11/2025		\$1,000.00
24159	NAGATO	09/09/1962	Active	61	11	0	22.00%	55		0	Y		N	01/2026		\$9,415.64
24163	NITA	12/17/1967	Active	43	0	0	0.00%	46		3	Y		N	01/2026		\$2,380.01
24165	ODA	01/20/1963	Active	36	3	1	5.88%	35	4	1	Y		R	09/2025		\$3,128.87
55426	OHCHI DAIWA	03/08/1994	Active	9	0	0	0.00%	9		17	N	None		09/2025		\$236.41
24167	ONODA	06/27/1960	Active	36	2	1	2.86%	35	1	1	Y		N	10/2025		\$3,492.84
24171	OSHIMA	03/22/1964	Active	15	1	0	7.14%	16		6	Y			07/2025		\$1,579.70
30987	OSHIMA CHUO	06/20/1975	Active	12	1	1	0.00%	13	30	4	Y	2		02/2018		
24172	OSHIMA ORANGE	06/11/1971	Active	16	0	0	0.00%	19		7	N	None		03/2018		\$438.33
36426	SADA	12/19/1978	Active	19	0	2	-9.52%	21	23	0	N	None	N	01/2026		\$510.00
48590	SAKURAE	05/17/1988	Active	12	0	2	-14.29%	15	5	1	Y		N	01/2026		\$293.84
24176	SANYO	10/30/1962	Active	27	0	1	-3.57%	30	11	0	Y		N	12/2025		\$374.91
24182	SHIMONOSEKI	12/14/1958	Active	26	10	14	-13.33%	22	4	1	Y		N	12/2025		\$2,787.75
24177	SHIMONOSEKI CHOFU	03/13/1965	Active	16	2	0	14.29%	16		3	Y			01/2026		\$480.22
24181	SHIMONOSEKI EAST	09/09/1962	Active	36	1	1	0.00%	34	54	1	Y		N	12/2025		\$1,230.76
30663	SHIMONOSEKI HIBIKINADA	04/25/1975	Active	20	2	0	11.11%	21		0	Y			01/2026		
109097	SHIMONOSEKI ISHIN	08/23/2010	Active	20	3	0	17.65%	17		3	Y		N	06/2025		\$189.91
24186	SHIMONOSEKI NORTH	03/27/1966	Active	51	0	0	0.00%	51		4	Y		N	12/2025		\$6,107.60
46799	SHIMONOSEKI SHINSHIMONOSEKI	12/29/1986	Active	31	4	0	14.81%	29		4	Y			11/2025		\$5,473.37
24178	SHIMONOSEKI WEST	03/13/1964	Active	23	0	1	-4.17%	26	43	5	Y			01/2026		\$921.55
24160	SHIN NANYO	02/09/1964	Active	27	1	1	0.00%	26	2	3	Y		N	11/2025		\$162.78
24180	SHINJI	10/29/1973	Active	38	1	0	2.70%	35		5	Y		N	11/2025		\$3,021.04
50363	SHINNANYO WAKAYAMA	03/21/1990	Active	25	0	0	0.00%	25		11	Y			12/2025		\$743.04
24185	SHUHO	06/19/1965	Active	11	3	2	10.00%	10	4	0	Y			01/2026		\$700.87
24188	TABUSE	09/04/1966	Active	19	1	0	5.56%	19		6	N		N	07/2025		\$570.01
24190	TOKUYAMA	11/05/1960	Active	16	0	1	-5.88%	18	4	2	Y		N	11/2025		\$950.01



Club Health Assessment for District 336 D through January 2026

			Status	Membership						Reports				Finance	LCIF	
Club Number	Club Name	Charter Date	Times in Status Quo in Past 2 Years	Current Member Count **	YTD Members Added	YTD Members Dropped	YTD Net Growth% ***	Member Count 1 Year Ago	Dropped Members Avg.Length of Service	Months Since Membership Update	Current Officers Reported ****	Current President Repeated Term	VP Reported *****	Last Date Reported Service (mm/yyyy)	Account Balance	YTD Donations
24197	TOKUYAMA CHUO	11/10/1968	Active	35	2	2	0.00%	35	0	6	Y		N	07/2025	90+ Days	\$1,614.52
Exc Award (06/30/2024)																
36647	TONBARA	02/05/1979	Active	19	0	1	-5.00%	20	19	5	N	None		09/2025		\$326.32
24192	TOYOURA	02/27/1961	Active	12	1	2	-7.69%	14	12	0	Y		N	04/2025		\$126.15
24198	UBE	05/30/1959	Active	57	4	8	-6.56%	61	15	0	Y		N	01/2026		\$6,683.93
78752	UBE HARMONY	04/09/2004	Active	22	2	0	10.00%	27		4	Y			04/2025		\$1,430.00
41771	UBE KATABAMI	07/30/1982	Active	20	0	3	-13.04%	23	35	0	Y			11/2025		\$1,904.25
49060	UBE SALVIA	11/28/1988	Active	24	2	0	9.09%	22		0	Y			11/2025		\$2,690.01
24199	UBE SHINKAWA	09/04/1966	Active	29	1	0	3.57%	28		0	Y		N	07/2023		\$3,093.74
24200	UBE TOKIWA	08/27/1962	Active	8	1	1	0.00%	9	24	4	Y	5		10/2025		\$133.90
45392	YAKUMO	09/30/1985	Active	12	0	0	0.00%	12		6	Y		N	04/2025		\$334.15
24201	YAMAGUCHI	09/28/1960	Active	30	0	2	-6.25%	34	29	1	Y		N	11/2025		\$638.32
24202	YAMAGUCHI CHUO	05/20/1971	Active	27	0	8	-22.86%	31	5	0	Y		N	01/2026		\$3,156.00
24203	YAMAGUCHI SAIKYO	12/10/1967	Active	23	1	0	4.55%	25		6	Y		N	01/2026		\$845.15
24204	YANAI	04/12/1962	Active	20	1	1	0.00%	21	1	3	Y			01/2026		\$600.00
24206	YASUGI	10/23/1961	Active	38	3	0	8.57%	38		5	Y		N	12/2024		\$436.31
32258	YASUGI TOKAMI	05/18/1976	Active	66	1	1	0.00%	67	5	6	Y		N	12/2023		\$2,958.79
98601	YOKOTA	02/20/2007	Active	26	1	0	4.00%	28		0	Y			01/2025		

Clubs Cancelled Previous Fiscal Year – Clubs Cancelled within last 12 months may be reinstated

Club Number	Club Name	Charter Date	Current Status*	Cancellation Date
32127	TAISHA	04/28/1976	Cancelled(6*)	06/29/2025

Current Total Clubs Count	YTD New Clubs Count	YTD Cancelled Clubs Count	YTD Net Club Gain	Current Total Members Count	YTD Add	YTD Drop	YTD Net Growth	YTD Net Growth %	Member Count 12 Months Ago	Average Member Count Per Club	% of Clubs with less than 20 members	% No Officer Report in 12 Months	% of Clubs with balance 90+ days	Number of Clubs in Status Quo	% Status Quo Clubs in Financial Suspension	Number of Cancelled Clubs	Average Cancelled Club Age	Members Lost Due to Cancellation	% of Clubs Cancelled for Non-Financial Reasons
90	5	0	5	2,684	255	120	135	5.30%	2,620	30	23%	0%	2%	0	0%	0	0	0	0%



Club Health Assessment for District 336 D through January 2026

			Status	Membership					Reports					Finance	LCIF	
Club Number	Club Name	Charter Date	Times in Status Quo in Past 2 Years	Current Member Count **	YTD Members Added	YTD Members Dropped	YTD Net Growth% ***	Member Count 1 Year Ago	Dropped Members Avg.Length of Service	Months Since Membership Update	Current Officers Reported ****	Current President Repeated Term	VP Reported *****	Last Date Reported Service (mm/yyyy)	Account Balance	YTD Donations

* - P - Priority Club. Cancellation Reasons: 1-Objectives/conduct, 2-Non-active club, 5-Non-existing club, 6-Disbanding, 7-Merger, 8-Financial Suspension, 9-District/Multiple District Dues.

** Red denotes below 15 active members.

*** Red denotes 20% + loss.

**** Y - all 3 (President, Secretary, Treasurer) club officers reported, N - not all 3 reported.

***** Abbreviation: N-New, IP-Immediate Past, R-Repeat.